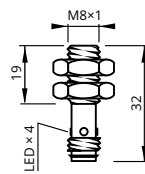


3-Wire 3-Leiter

shielded
bündig
M8x1 | 2 mm



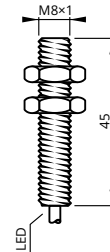
increased
erhöht



shielded
bündig
M8x1 | 2 mm



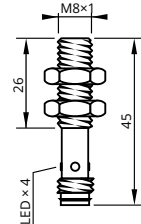
increased
erhöht



shielded
bündig
M8x1 | 2 mm



increased
erhöht

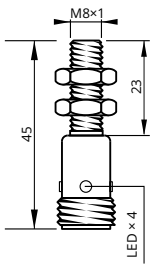


Sensing Distance	Schaltabstand	2 mm	2 mm	2 mm
Housing Size	Gehäusegröße	M8x1	M8x1	M8x1
Operating Voltage	Betriebsspannung	10...30 V _{DC}	10...30 V _{DC}	10...30 V _{DC}
Reverse Polarity Protection	Verpolungsschutz	built-in integriert	built-in integriert	built-in integriert
Current Consumption	Stromverbrauch	<8 mA	<8 mA	<8 mA
Current Load Capability	Ausgangsbelaastbarkeit	200 mA	200 mA	200 mA
Short Circuit Protection	Kurzschlusschutz	built-in integriert	built-in integriert	built-in integriert
Voltage Drop	Spannungsabfall	<1.5 V @ 200 mA	<1.5 V @ 200 mA	<1.5 V @ 200 mA
Switching Frequency	Schaltfrequenz	2000 Hz	2000 Hz	2000 Hz
Correction Factor	Korrekturfaktor	Alu 0.45 · Brs 0.50 · VA 0.85	Alu 0.45 · Brs 0.50 · VA 0.85	Alu 0.45 · Brs 0.50 · VA 0.85
Repeatability	Wiederholgenauigkeit	<1 % (S _n)	<1 % (S _n)	<1 % (S _n)
Hysteresis	Hysterese	3...15 %	3...15 %	3...15 %
Operating Temperature	Betriebstemperatur	-25...+75 °C	-25...+75 °C	-25...+75 °C
Protection Class	Schutzklasse	IP67	IP67	IP67
Sensing Face	Sensorfläche	POM	POM	POM
Housing Material	Gehäusewerkstoff	SS303	SS303	SS303
Connection	Anschluss	conn. M8 Stecker M8	PVC, ultra-flex	conn. M8 Stecker M8
Switching Indicator	Schaltanzeige	built-in integriert	built-in integriert	built-in integriert
Article Code PNP, NO	—/—	INS8S2PO32-M8	INS8S2PO45-A2P	INS8S2PO45-M8
Article Code PNP, NC	—/—	INS8S2PC32-M8	INS8S2PC45-A2P	INS8S2PC45-M8
Article Code PNP, NO+NC	—/— + —/—		INS8S2PCO45-A2P	
Article Code NPN, NO	—/—	INS8S2NO32-M8	INS8S2NO45-A2P	INS8S2NO45-M8
Article Code NPN, NC	—/—	INS8S2NC32-M8	INS8S2NC45-A2P	INS8S2NC45-M8
Article Code NPN, NO+NC	—/— + —/—		INS8S2NCO45-A2P	

shielded
bündig
M8×1 | 2 mm



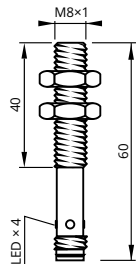
increased
erhöht



shielded
bündig
M8×1 | 2 mm



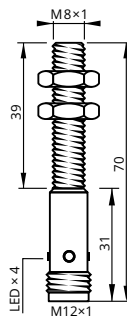
increased
erhöht



shielded
bündig
M8×1 | 2 mm



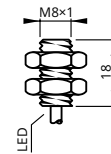
increased
erhöht



semi-shielded
quasi-bündig
M8×1 | 3 mm



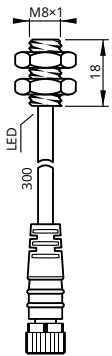
extended
erweitert



semi-shielded
quasi-bündig
M8×1 | 3 mm



extended
erweitert



2 mm	2 mm	2 mm	3 mm	3 mm
M8×1	M8×1	M8×1	M8×1	M8×1
10...30 V _{DC}	10...30 V _{DC}	10...30 V _{DC}	10...30 V _{DC}	10...30 V _{DC}
built-in integriert	built-in integriert	built-in integriert	built-in integriert	built-in integriert
<8 mA	<8 mA	<8 mA	<8 mA	<8 mA
200 mA	200 mA	200 mA	200 mA	200 mA
built-in integriert	built-in integriert	built-in integriert	built-in integriert	built-in integriert
<1.5 V @ 200 mA	<1.5 V @ 200 mA	<1.5 V @ 200 mA	<1.5 V @ 200 mA	<1.5 V @ 200 mA
2000 Hz	2000 Hz	2000 Hz	1000 Hz	1000 Hz
Alu 0.45 · Brs 0.50 · VA 0.85	Alu 0.45 · Brs 0.50 · VA 0.85	Alu 0.45 · Brs 0.50 · VA 0.85	Alu 0.45 · Brs 0.50 · VA 0.85	Alu 0.45 · Brs 0.50 · VA 0.85
<1 % (S _n)	<1 % (S _n)	<1 % (S _n)	<1 % (S _n)	<1 % (S _n)
3...15 %	3...15 %	3...15 %	3...15 %	3...15 %
-25...+75 °C	-25...+75 °C	-25...+75 °C	-25...+75 °C	-25...+75 °C
IP67	IP67	IP67	IP67	IP67
POM	POM	POM	POM	POM
SS303	SS303	SS303	SS303	SS303
conn. M12 Stecker M12	conn. M8 Stecker M8	conn. M12 Stecker M12	PVC, ultra-flex	PUR, 300 mm, M8
built-in integriert	built-in integriert	built-in integriert	built-in integriert	built-in integriert
INS8S2PO45-M12	INS8S2PO60-M8	INS8S2PO70-M12	INS8S3PO18-A2P	INS8S3PO18-3U8
INS8S2PC45-M12	INS8S2PC60-M8	INS8S2PC70-M12	INS8S3PC18-A2P	INS8S3PC18-3U8
	INS8S2PCO60-M8	INS8S2PCO70-M12		
INS8S2NO45-M12	INS8S2NO60-M8	INS8S2NO70-M12	INS8S3NO18-A2P	INS8S3NO18-3U8
INS8S2NC45-M12	INS8S2NC60-M8	INS8S2NC70-M12	INS8S3NC18-A2P	INS8S3NC18-3U8
	INS8S2NCO60-M8	INS8S2NCO70-M12		

Minor changes possible
Geringfügige Änderungen möglich